





Loose Items

	ESS.1.2 Measuring cups Bin 1 of 3	1
	ESS.1.3, ESS.1.4, ESS.1.6 Measuring spoons Bin 1 of 3	1
	ESS.1.2, ESS.1.4 Gravel (5 lb) To be used with Erosion Kit. Bin 2 of 3	1
	ESS.1.2 Construction paper, light blue (50/pk.) Bin 2 of 3	1
	ESS.1.2, ESS.1.4 Soil (5 lb) Ideally, soil should be stored separately from the rest of the kit items. Place soil in a sealed bag inside an opaque container in a cool, dry area out of direct sunlight. Bin 2 of 3	1
	ESS.1.5, ESS.1.6 Plastic knife Bin 2 of 3	10
	ESS.1.4, ESS.1.6 Paint tray (a.k.a. sloped tray) Bin 2 of 3	5
	ESS.1.2, ESS.1.4, ESS.1.6 Sand (16 cups) Bin 3 of 3	2









Earthquake Proof Structure Kit (Bin 1 of 3) ESS.1.6

	Paperclips, small (100/pk.)	3
---	------------------------------------	---

Mountain Formation Kit (Bin 2 of 3) ESS.1.5

	Playdough (20/pk.)	1
	Plastic wrap roll	1
	Ping-pong ball	5

Natural Disasters Kit (Bin 1 of 3) ESS.1.6

	Clay (4/pk.)	6
	Dishwashing soap	1
	Hydrogen peroxide (16oz)	1
	Wax paper roll	1
	Dry yeast packet	1
	Graduated cylinder (250mL)	1
	Beads (70/pk.)	1
	Funnel	1

*Consumable materials are marked with red text.