
















## Kit Inventory



1 Bin

Loose Items		
	LS.1.3 Bandana	25
	LS.1.4 Construction paper (50/pk.)	1
	LS.1.3 Food coloring (4/pk.)	1
	LS.1.3 Paper towel roll	1

Camouflage Kit LS.1.3		
	Construction paper, green (50/pk.) (a.k.a. construction paper, color 1)	1
	Construction paper, yellow (50/pk.) (a.k.a. construction paper, color 2)	1
	Paper punch, animal shape	1
	Plastic tray	8

\*Consumable materials are marked with red text.

Bird Beaks Kit LS.1.3		
	Plastic container (4oz)	20
	Clothespin	5
	Eyedropper	5
	Plastic tweezers	5
	Fake grass (2oz)	1
	Beads (70/pk.)	1
	Sunflower seeds pack	1

Pollination Kit LS.1.3		
New kit, not referenced in Grade 2 Life Science teacher's manual. For use with Lesson 1.3 Adaptations and Interdependency, Sessions 5-6/Activity Sheet 12.		
	Cotton balls (100/pk.)	1
	Plastic container (4oz)	5